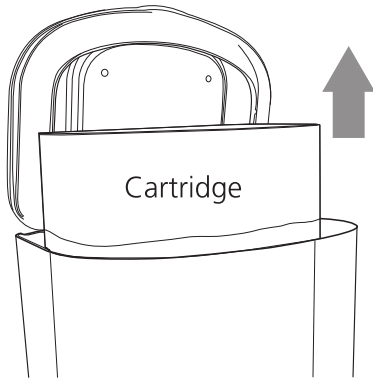


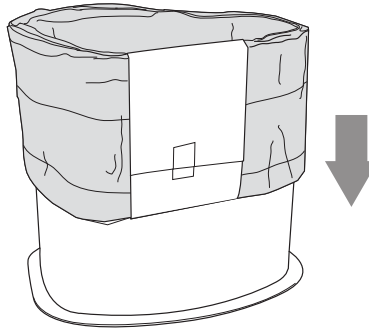


M250H - REFILL INSTALLATION INSTRUCTION

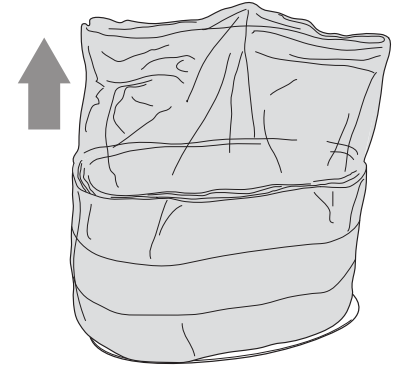
- 1** Lift out empty refill liner cartridge.



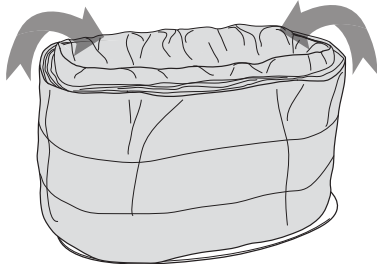
- 2** Slide new refill liner over cartridge.



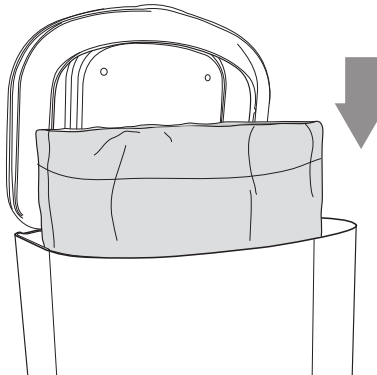
- 3** Remove paper band. Pull up OUTER layer of refill liner.



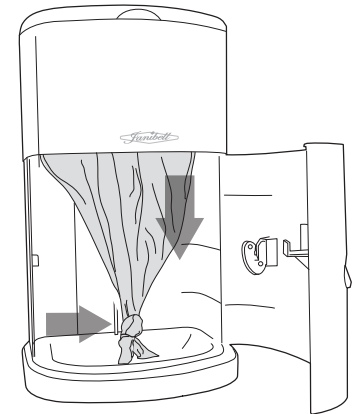
- 4** Pull refill liner down through the middle of the cartridge.



- 5** Return cartridge with curved side towards front of pail.



- 6** Pull refill liner down and tie a knot.



For further assistance please visit www.janibell.com, or, call our Customer Service Department at 1-800-856-0332 Monday through Friday, 7:00 am ~ 3:30 pm PST.