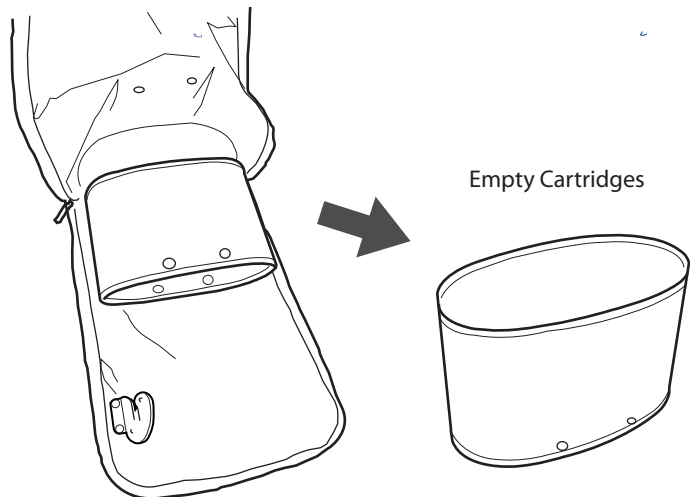
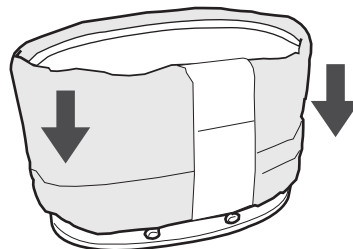


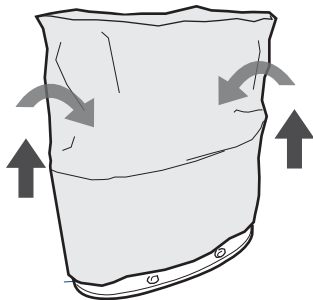
- 1** Open Janibell Mobile and remove empty cartridges.



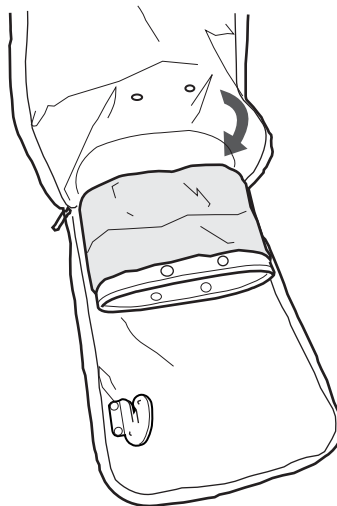
- 2** Slide new refill into both cartridges.



- 3** Remove the paper band and pull up OUTER LAYER of refill and push it down through the middle of the cartridges.



- 4** Re-attach the cartridges, with the newly installed refill.



- 5** Pull refill down through the middle of cartridges and tie a knot.



For further assistance please visit [www.janibell.com](http://www.janibell.com), or, call our Customer Service Department at 1-800-856-0332 Monday through Friday, 7:00 am ~ 3:30 pm PST.